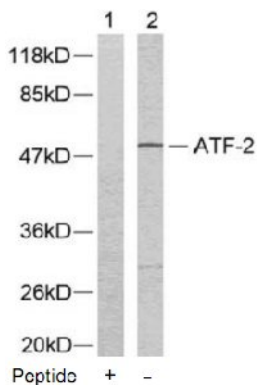


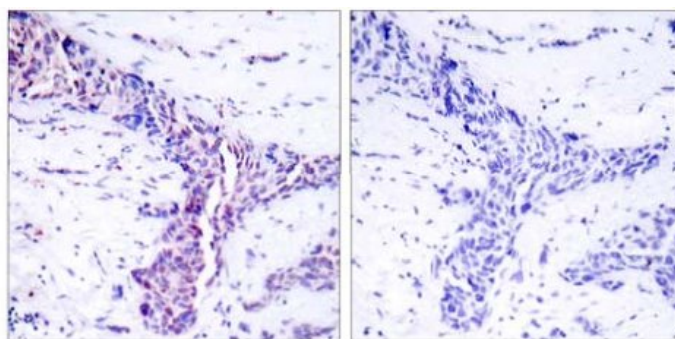
ATF-2 (Ab-71 or 53) Antibody

Catalog No. 75352
Product Name ATF-2 (Ab-71 or 53) Antibody
Size 50ug, 100ug
Concentration 1 mg/ml
Specificity Detects endogenous levels of total ATF-2 protein.
Reactivity Human, Mouse, Rat
Immunogen Synthesized phosphopeptide derived from human ATF-2 around the phosphorylation site of threonine 71 or 53 (T-P-T^P-P-T).
Applications WB: 1/500 – 1/1000; IHC: 1/50 – 1/100; IF: 1/100 -1 /200
Swiss-Prot No. P15336 (Human); P16951 (Mouse); Q00969 (Rat)
Host Species Rabbit
Clonality Polyclonal
Isotype IgG
Storage -20°C for one year. Avoid freeze / thaw cycles.
Purification Affinity-purified from rabbit antiserum by affinity-chromatography using epitope-specific immunogen.

Images

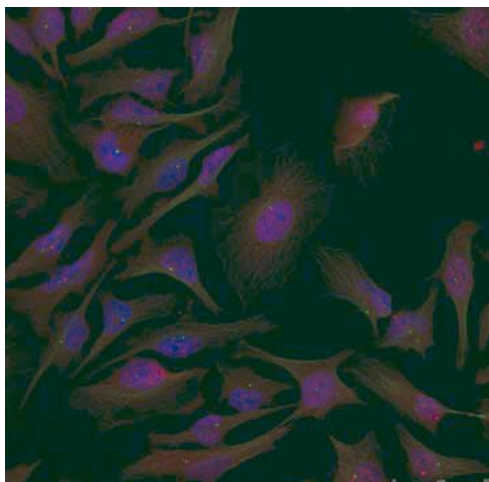


Western blot analysis of extracts from HeLa cells using ATF-2 (Ab-71 or 53) antibody.



Immunohistochemical analysis of paraffin-embedded human breast carcinoma tissue using ATF-2 (Ab-71 or 53) antibody.

Peptide - +



Immunofluorescence staining of methanol-fixed HeLa cells using ATF-2 (Ab-71 or 53) antibody (Red).

For Research Use Only